

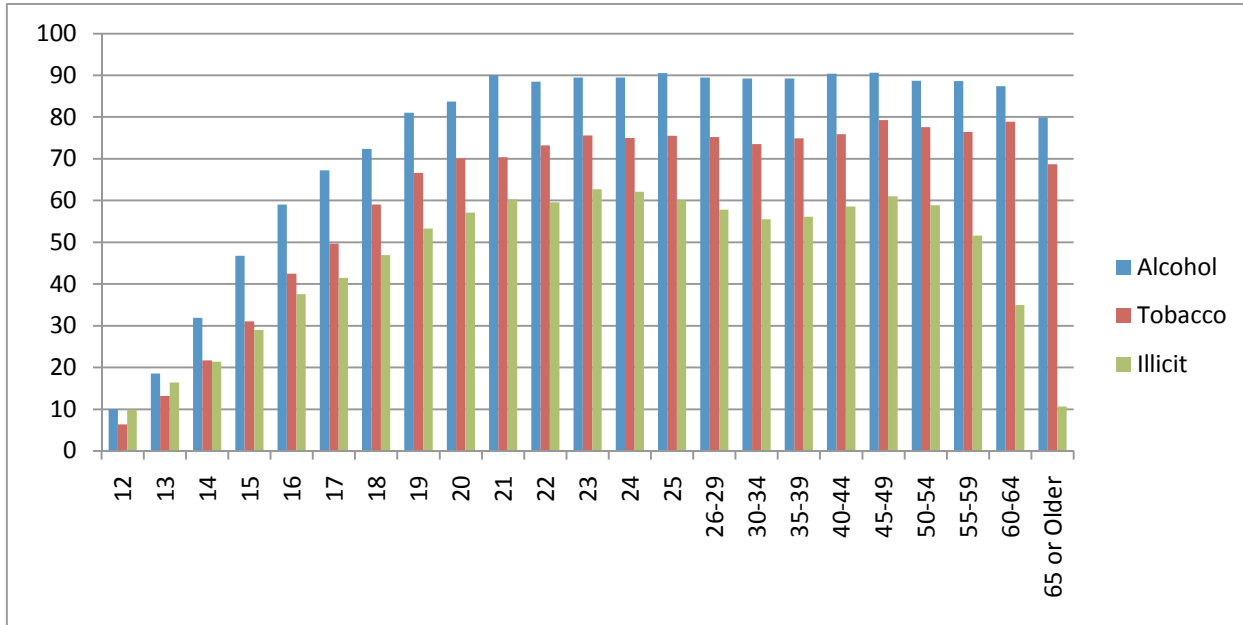
# **The Pre-Radar Screen Drug Abuse Prevention Grade School Activity**

## Grade School Drug Abuse Prevention Activity

The primary participants are the Sixth Grade classes. Yet, the whole grade school participates in the program. It is an easy program to perform with long term positive returns, with minimal effort required for teachers to facilitate the activity. The cost of the activity is minimal with the base materials at no cost from [www.preventingdrugabuse.com](http://www.preventingdrugabuse.com). The only cost (other than time) incurred is making copies of the materials.

When a child becomes 12 years old, they obtain their own statistical identity within an age group collected by the Government. These numbers have been visually translated and represented on the bar graph below.

Vertical numbers are the percentage numbers. Horizontal numbers are the age groups.



Data Statistics Source: Nida.gov Bar Graft by: [www.preventingdrugabuse.com](http://www.preventingdrugabuse.com)

Note: Since most States legal drinking age is 21. In age group 20, 82 percent of our kids have done illicit drugs. Age 12, their numbers get picked up on Radar so to speak. They begin Jr. High school in the majority of public schools, 7<sup>th</sup> grade. That is why the 6<sup>th</sup> graders have been selected as the primary participants in the program.

The programs main focus is drug **abuse** prevention and of course not to start “Doing Bad Drugs” (DBD-en) in the first place. This program is a WIN, WIN, WIN educational activity. For the current methods dealing with the issue of drug use and abuse, Adults are telling the kids not to start or do bad drugs in most programs. The activity turns the students into teachers, by having the students tell each other, why they should not do bad drugs. In the process, exercise critical thinking. To be creative, use the internet for research and supportive data, participation in team work, and learn/participate in the democratic process, voting.

The process is simple, easy to use and the materials are free by: [www.preventingdrugabuse.com](http://www.preventingdrugabuse.com)

Eight years ago, it was estimated that our educational system lost a little over 42 billion dollars a year to bad drug use within the schools them selves. With the increase in cost going up across the board, the figure is probably around 50 Billion. With the resources provided with this activity, perhaps it is possible to reverse that loss by 20 percent a year, after the first 6 year cycle of 7<sup>th</sup> to 12<sup>th</sup> graders is complete.

## Teachers Guide

### Activity overview:

The 6<sup>th</sup> Grade class is divided into teams of 3 or 5 students each, at the teachers discretion. Recommended classroom time is 3 days a week for 1 hour. With 3 days allocated, one for Monday (starting the process), Wednesdays (monitor progress), and Fridays (weekly review of material and voting). This way, any holidays on Mondays or Fridays, the start and end weekly cycle can be moved to Tuesdays or Thursdays respectively. It is flexible. All together it is a 12 week program. Plus the students are encouraged to do supportive research after school. The generation today is computer literate, with exposure and access to a lot of negative input. (Sex, Drugs, Violence,.....) This activity helps promote positive use of the Internet or obtain information from the library.

The materials include 10 posters of the Bodacious Bodacions with the message area blank on the bottom. Plus one sheet of voting ballots for the Class and one for the School. Make copies accordingly.

Using a different poster and theme each week, each member of the team creates their own slogan, message, or statements too make others aware of a negative point/statistics, the physical damage to the body in relation to drug use and drug abuse. Plus they must have a copy of at least one form of reference, supporting their position. Let the students know that what they are doing will have a positive influence on the rest of the school.

Prior to the third day of the cycle, each team selects/votes for one of the posters to represent that team. The team member's poster that is selected introduces it to the rest of the class using the reference data. (Show and Tell) The rest of the posters and reference materials are turned into the teacher making sure all students are participating as they should. And for the teacher to get an idea about what each student might be thinking.

The posters from each team are put up on the classroom wall, and then by ballot voting, a single poster is selected for that week. The weekly winning posters are copied and a few placed around the school for all the other students to read. In the end, there will be 10 posters around the school. Two weeks after the 10 poster is posted, every student gets to vote for the poster they like best by silent ballot.

One Bodacious Bodacion poster per week with a different **theme** is used for a 10 week sustained cycle.

The poster/ Bodacious Bodacion with the most votes, becomes that schools theme poster for the year until the next 6<sup>th</sup> grade class participates in this activity. The other posters should be left up also as each one has a different theme.

The posters can be printed and scanned back in as Images to add the messages to the posters, with any word processor . There is a pdf file copy of the posters that may be downloaded on Team Muttly's page only at [www.preventingdrugabuse.com](http://www.preventingdrugabuse.com). We now have expanded our efforts in support of the Underground War on Drug Abuse, The Peoples War (because it is only the people that can combat drug abuse in our society). Check out our other great resources.

## Grade School Drug Abuse Prevention Activity

### Weekly Activity Themes

Theme	Objective
1	Is for general reasons/thoughts why people should not start taking drugs. Open topic/students choice.
2	Is to get them to think about the how doing drugs, can negatively effect/hurt other family members.
3-9	Are about focusing on individual drugs, health issues, the effects of, understand why NOT.
10	Is for directions, telling them selves the reasons to get proper help for emotional pain and not turn to start doing bad drugs later in life. Like in Jr. High 9 <sup>th</sup> grade, just about 33 percent have taken Illicit drugs already and the numbers just go up each year peaking at age 21.

### Week #                      Themes

1	Why people should not do bad drugs in general.
2	How doing bad drugs hurts the rest of the family.
3	Why people should not do meth.
4	Why people should not do cocaine.
5	Why people should not do heroin.
6	Why people should not smoke.
7	Why people should not drink alcohol.
8	Why people should not smoke marijuana.
9	Why people should not take non-doctors prescribed pills.
10	Why people should get help with life's issues, if need be, and not turn to Doing Bad Drugs.

Grade School Drug Abuse Prevention Activity

**Class Voting Ballots**

	Team 1		Team 1		Team 1		Team 1
	Team 2		Team 2		Team 2		Team 2
	Team 3		Team 3		Team 3		Team 3
	Team 4		Team 4		Team 4		Team 4
	Team 5		Team 5		Team 5		Team 5
	Team 6		Team 6		Team 6		Team 6
	Team 7		Team 7		Team 7		Team 7
	Team 8		Team 8		Team 8		Team 8
	Team 9		Team 9		Team 9		Team 9
	Team 10		Team 10		Team 10		Team 10
	Team 11		Team 11		Team 11		Team 11
	Team 12		Team 12		Team 12		Team 12

	Team 1		Team 1		Team 1		Team 1
	Team 2		Team 2		Team 2		Team 2
	Team 3		Team 3		Team 3		Team 3
	Team 4		Team 4		Team 4		Team 4
	Team 5		Team 5		Team 5		Team 5
	Team 6		Team 6		Team 6		Team 6
	Team 7		Team 7		Team 7		Team 7
	Team 8		Team 8		Team 8		Team 8
	Team 9		Team 9		Team 9		Team 9
	Team 10		Team 10		Team 10		Team 10
	Team 11		Team 11		Team 11		Team 11
	Team 12		Team 12		Team 12		Team 12

	Team 1		Team 1		Team 1		Team 1
	Team 2		Team 2		Team 2		Team 2
	Team 3		Team 3		Team 3		Team 3
	Team 4		Team 4		Team 4		Team 4
	Team 5		Team 5		Team 5		Team 5
	Team 6		Team 6		Team 6		Team 6
	Team 7		Team 7		Team 7		Team 7
	Team 8		Team 8		Team 8		Team 8
	Team 9		Team 9		Team 9		Team 9
	Team 10		Team 10		Team 10		Team 10
	Team 11		Team 11		Team 11		Team 11
	Team 12		Team 12		Team 12		Team 12

## Final School Voting Ballots by Bodacious Bodacion.

	Sir Muttly		Sir Muttly		Sir Muttly		Sir Muttly
	Plipney Nannerpeel		Plipney Nannerpeel		Plipney Nannerpeel		Plipney Nannerpeel
	Plipsie Nannerpeel		Plipsie Nannerpeel		Plipsie Nannerpeel		Plipsie Nannerpeel
	Plipy Nannerpeel		Plipy Nannerpeel		Plipy Nannerpeel		Plipy Nannerpeel
	Blimey Treeswinger		Blimey Treeswinger		Blimey Treeswinger		Blimey Treeswinger
	Grandpa Hardcase		Grandpa Hardcase		Grandpa Hardcase		Grandpa Hardcase
	Riff Oderiferous		Riff Oderiferous		Riff Oderiferous		Riff Oderiferous
	Wiff Oderiferous		Wiff Oderiferous		Wiff Oderiferous		Wiff Oderiferous
	Sergeant Rockhead		Sergeant Rockhead		Sergeant Rockhead		Sergeant Rockhead
	Professor Cumulatus		Professor Cumulatus		Professor Cumulatus		Professor Cumulatus

	Sir Muttly		Sir Muttly		Sir Muttly		Sir Muttly
	Plipney Nannerpeel		Plipney Nannerpeel		Plipney Nannerpeel		Plipney Nannerpeel
	Plipsie Nannerpeel		Plipsie Nannerpeel		Plipsie Nannerpeel		Plipsie Nannerpeel
	Plipy Nannerpeel		Plipy Nannerpeel		Plipy Nannerpeel		Plipy Nannerpeel
	Blimey Treeswinger		Blimey Treeswinger		Blimey Treeswinger		Blimey Treeswinger
	Grandpa Hardcase		Grandpa Hardcase		Grandpa Hardcase		Grandpa Hardcase
	Riff Oderiferous		Riff Oderiferous		Riff Oderiferous		Riff Oderiferous
	Wiff Oderiferous		Wiff Oderiferous		Wiff Oderiferous		Wiff Oderiferous
	Sergeant Rockhead		Sergeant Rockhead		Sergeant Rockhead		Sergeant Rockhead
	Professor Cumulatus		Professor Cumulatus		Professor Cumulatus		Professor Cumulatus

	Sir Muttly		Sir Muttly		Sir Muttly		Sir Muttly
	Plipney Nannerpeel		Plipney Nannerpeel		Plipney Nannerpeel		Plipney Nannerpeel
	Plipsie Nannerpeel		Plipsie Nannerpeel		Plipsie Nannerpeel		Plipsie Nannerpeel
	Plipy Nannerpeel		Plipy Nannerpeel		Plipy Nannerpeel		Plipy Nannerpeel
	Blimey Treeswinger		Blimey Treeswinger		Blimey Treeswinger		Blimey Treeswinger
	Grandpa Hardcase		Grandpa Hardcase		Grandpa Hardcase		Grandpa Hardcase
	Riff Oderiferous		Riff Oderiferous		Riff Oderiferous		Riff Oderiferous
	Wiff Oderiferous		Wiff Oderiferous		Wiff Oderiferous		Wiff Oderiferous
	Sergeant Rockhead		Sergeant Rockhead		Sergeant Rockhead		Sergeant Rockhead
	Professor Cumulatus		Professor Cumulatus		Professor Cumulatus		Professor Cumulatus

# *Sir Muttly Bow-Boo Milkbone Of the Bodacious Bodacions*



© 2009 preventingdrugabuse.com



*Plipney Nannerpeel*  
*Of the Bodacious Bodacions*



© 2009 preventingdrugabuse.com

*Plipsie Nannerpeel  
Of the Bodacious Bodacions*



© 2009 preventingdrugabuse.com



# *Plipy Nannerpeel Of the Bodacious Bodacions*



© 2009 preventingdrugabuse.com



# *Blimey Treeswinger Of the Bodacious Bodacions*



© 2009 preventingdrugabuse.com




# *Grandpa Hardcase Of the Bodacious Bodacions*



© 2009 preventingdrugabuse.com


# *Riff Oderiferous* *Of the Bodacious Bodacions*



© 2009 preventingdrugabuse.com

# *Wiff Oderiferous*

## *Of the Bodacious Bodacions*



© 2009 preventingdrugabuse.com

# *Sergeant Rockhead Of the Bodacious Bodacions*



© 2009 preventingdrugabuse.com



# *Professor Cumulatus Of the Bodacious Bodacions*



© 2009 preventingdrugabuse.com

